



Individual Report for ECON104/Macroeconomic Principles(ECON-104-010-Macroeconomic Principles,ECON-104-P02-Macroeconomic Principles) – Thomas Hughes-Spring 2026

Project Title: **Student Evaluations of Teaching - Spring 2026**

Survey Audience: **33**

Responses Received: **26**

Response Ratio: **78.79 %**

Report Comments

Student evaluations of teaching provide critical feedback to instructors that can be used to adjust and improve the class experience.

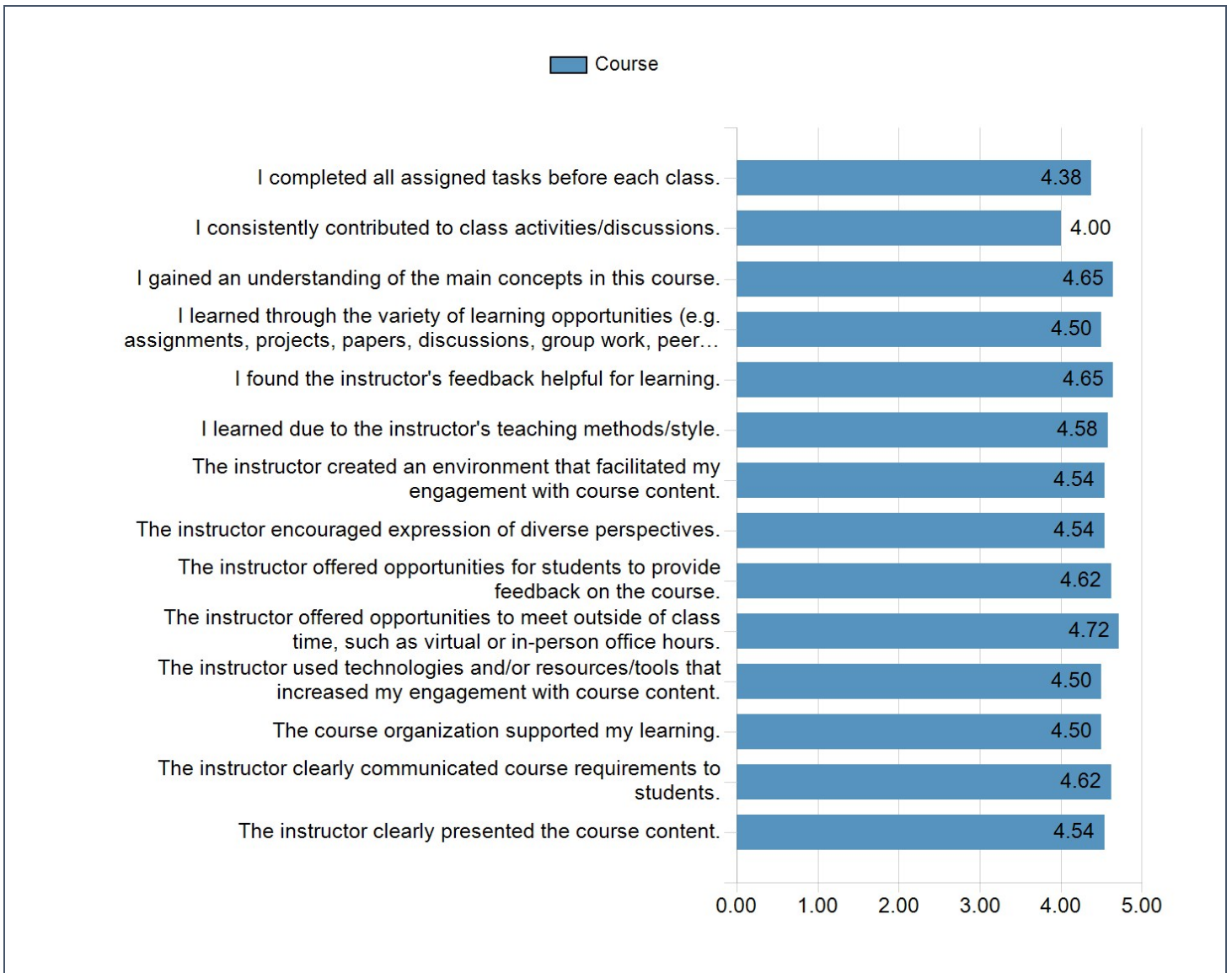
This information is also evaluated as part of performance reviews.

You are encouraged to review this information to learn more about the student perspective and experience.

If you have any questions about the process or how to interpret this information, please contact the Office of Institutional Effectiveness and Planning at oierset@gmu.edu.

Creation Date: **Wednesday, May 27, 2026**

Raters	Students
Responded	26
Invited	33
Response Ratio	78.79%



Competency	Course	Standard Deviation	Min	Max
I completed all assigned tasks before each class.	4.38	+/-1.10	1.00	5.00
I consistently contributed to class activities/discussions.	4.00	+/-1.06	2.00	5.00
I gained an understanding of the main concepts in this course.	4.65	+/-0.49	4.00	5.00
I learned through the variety of learning opportunities (e.g. assignments, projects, papers, discussions, group work, peer review, exams) provided.	4.50	+/-0.81	2.00	5.00
I found the instructor's feedback helpful for learning.	4.65	+/-0.49	4.00	5.00
I learned due to the instructor's teaching methods/style.	4.58	+/-0.58	3.00	5.00
The instructor created an environment that facilitated my engagement with course content.	4.54	+/-0.58	3.00	5.00
The instructor encouraged expression of diverse perspectives.	4.54	+/-0.65	3.00	5.00
The instructor offered opportunities for students to provide feedback on the course.	4.62	+/-0.57	3.00	5.00
The instructor offered opportunities to meet outside of class time, such as virtual or in-person office hours.	4.72	+/-0.84	1.00	5.00
The instructor used technologies and/or resources/tools that increased my engagement with course content.	4.50	+/-0.86	1.00	5.00
The course organization supported my learning.	4.50	+/-0.99	1.00	5.00
The instructor clearly communicated course requirements to students.	4.62	+/-0.85	1.00	5.00
The instructor clearly presented the course content.	4.54	+/-0.86	1.00	5.00

Student Participation Q7-Q8

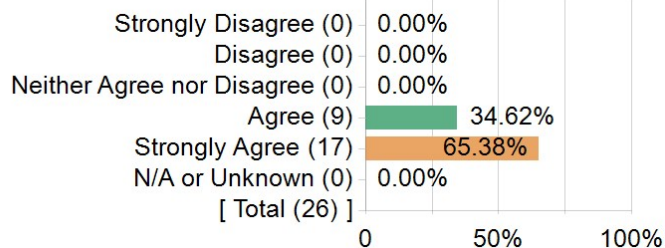
Competency Statistics		Value
Mean		4.19

1. I completed all assigned tasks before each class.		2. I consistently contributed to class activities/discussions.																																																	
<table border="1"> <thead> <tr> <th>Response</th> <th>Count</th> <th>Percentage</th> </tr> </thead> <tbody> <tr> <td>Strongly Disagree (1)</td> <td>1</td> <td>3.85%</td> </tr> <tr> <td>Disagree (2)</td> <td>2</td> <td>7.69%</td> </tr> <tr> <td>Neither Agree nor Disagree (0)</td> <td>0</td> <td>0.00%</td> </tr> <tr> <td>Agree (6)</td> <td>6</td> <td>23.08%</td> </tr> <tr> <td>Strongly Agree (17)</td> <td>17</td> <td>65.38%</td> </tr> <tr> <td>N/A or Unknown (0)</td> <td>0</td> <td>0.00%</td> </tr> <tr> <td>Total</td> <td>26</td> <td></td> </tr> </tbody> </table>		Response	Count	Percentage	Strongly Disagree (1)	1	3.85%	Disagree (2)	2	7.69%	Neither Agree nor Disagree (0)	0	0.00%	Agree (6)	6	23.08%	Strongly Agree (17)	17	65.38%	N/A or Unknown (0)	0	0.00%	Total	26		<table border="1"> <thead> <tr> <th>Response</th> <th>Count</th> <th>Percentage</th> </tr> </thead> <tbody> <tr> <td>Strongly Disagree (0)</td> <td>0</td> <td>0.00%</td> </tr> <tr> <td>Disagree (2)</td> <td>2</td> <td>7.69%</td> </tr> <tr> <td>Neither Agree nor Disagree (8)</td> <td>8</td> <td>30.77%</td> </tr> <tr> <td>Agree (4)</td> <td>4</td> <td>15.38%</td> </tr> <tr> <td>Strongly Agree (12)</td> <td>12</td> <td>46.15%</td> </tr> <tr> <td>N/A or Unknown (0)</td> <td>0</td> <td>0.00%</td> </tr> <tr> <td>Total</td> <td>26</td> <td></td> </tr> </tbody> </table>		Response	Count	Percentage	Strongly Disagree (0)	0	0.00%	Disagree (2)	2	7.69%	Neither Agree nor Disagree (8)	8	30.77%	Agree (4)	4	15.38%	Strongly Agree (12)	12	46.15%	N/A or Unknown (0)	0	0.00%	Total	26	
Response	Count	Percentage																																																	
Strongly Disagree (1)	1	3.85%																																																	
Disagree (2)	2	7.69%																																																	
Neither Agree nor Disagree (0)	0	0.00%																																																	
Agree (6)	6	23.08%																																																	
Strongly Agree (17)	17	65.38%																																																	
N/A or Unknown (0)	0	0.00%																																																	
Total	26																																																		
Response	Count	Percentage																																																	
Strongly Disagree (0)	0	0.00%																																																	
Disagree (2)	2	7.69%																																																	
Neither Agree nor Disagree (8)	8	30.77%																																																	
Agree (4)	4	15.38%																																																	
Strongly Agree (12)	12	46.15%																																																	
N/A or Unknown (0)	0	0.00%																																																	
Total	26																																																		
Statistics	Value	Statistics	Value																																																
Response Count	26	Response Count	26																																																
Mean	4.38	Mean	4.00																																																
Median	5.00	Median	4.00																																																

Learning Outcomes Q9-Q12

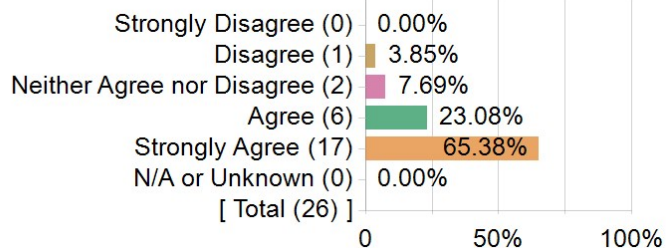
Competency Statistics	Value
Mean	4.60

1. I gained an understanding of the main concepts in this course.



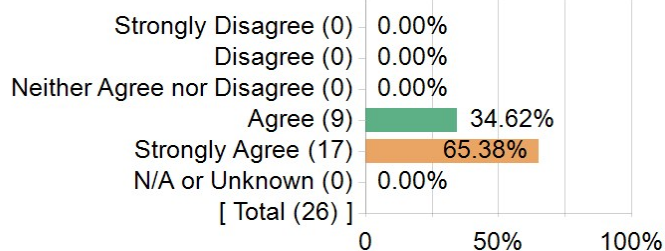
Statistics	Value
Response Count	26
Mean	4.65
Median	5.00

2. I learned through the variety of learning opportunities (e.g. assignments, projects, papers, discussions, group work, peer review, exams) provided.



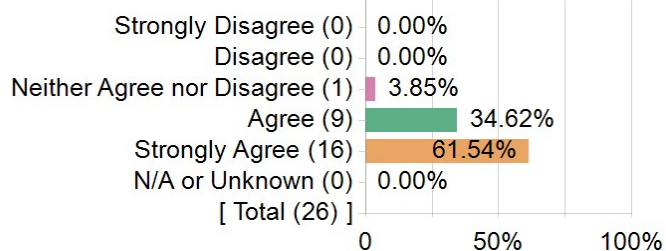
Statistics	Value
Response Count	26
Mean	4.50
Median	5.00

3. I found the instructor's feedback helpful for learning.



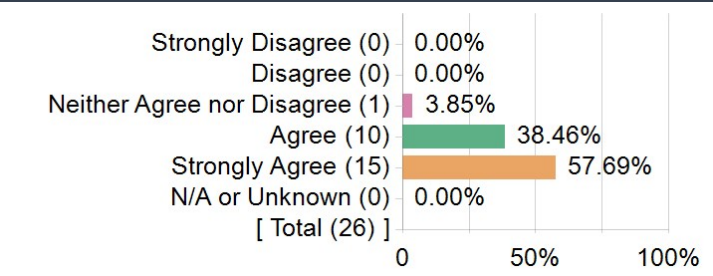
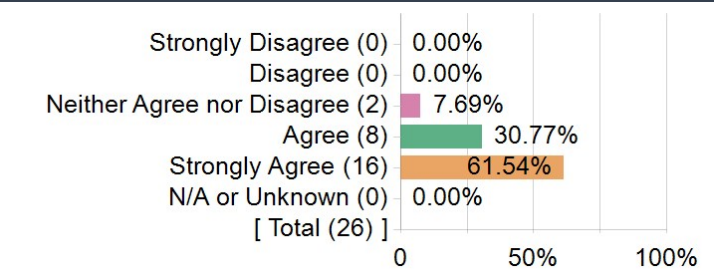
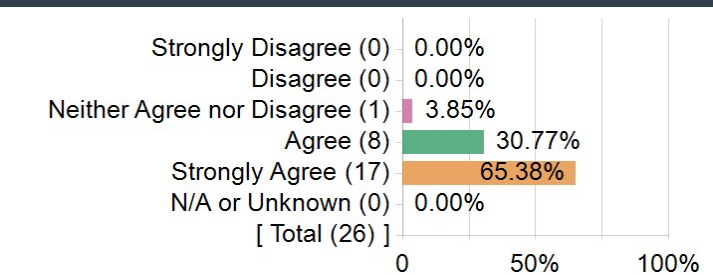
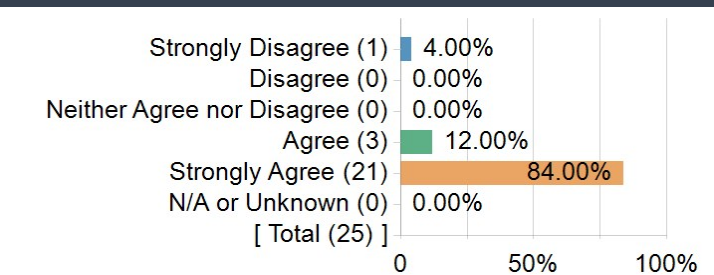
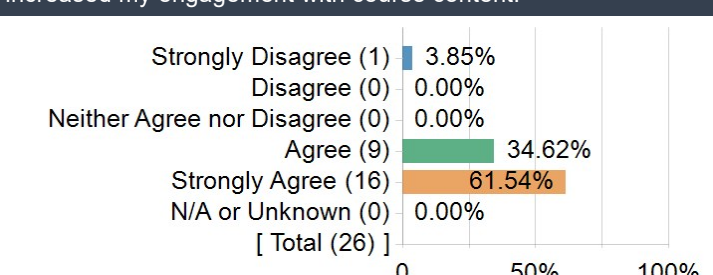
Statistics	Value
Response Count	26
Mean	4.65
Median	5.00

4. I learned due to the instructor's teaching methods/style.



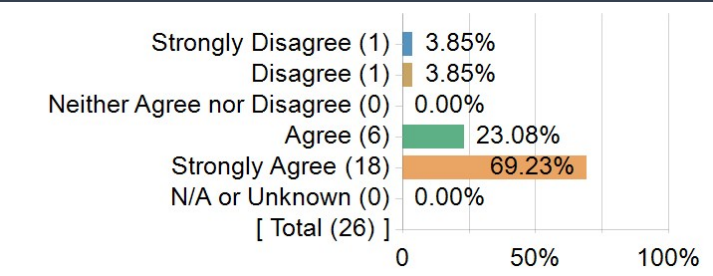
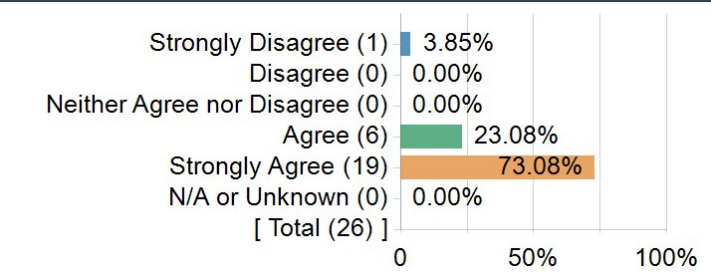
Statistics	Value
Response Count	26
Mean	4.58
Median	5.00

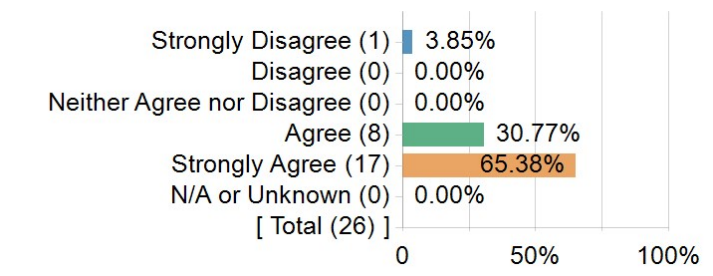
Course Environment/Experiences Q13-Q17

Competency Statistics		Value																								
Mean		4.58																								
1. The instructor created an environment that facilitated my engagement with course content.																										
 <table border="1"> <thead> <tr> <th>Response</th> <th>Count</th> <th>Percentage</th> </tr> </thead> <tbody> <tr> <td>Strongly Disagree</td> <td>0</td> <td>0.00%</td> </tr> <tr> <td>Disagree</td> <td>0</td> <td>0.00%</td> </tr> <tr> <td>Neither Agree nor Disagree</td> <td>1</td> <td>3.85%</td> </tr> <tr> <td>Agree</td> <td>10</td> <td>38.46%</td> </tr> <tr> <td>Strongly Agree</td> <td>15</td> <td>57.69%</td> </tr> <tr> <td>N/A or Unknown</td> <td>0</td> <td>0.00%</td> </tr> <tr> <td>Total</td> <td>26</td> <td></td> </tr> </tbody> </table>			Response	Count	Percentage	Strongly Disagree	0	0.00%	Disagree	0	0.00%	Neither Agree nor Disagree	1	3.85%	Agree	10	38.46%	Strongly Agree	15	57.69%	N/A or Unknown	0	0.00%	Total	26	
Response	Count	Percentage																								
Strongly Disagree	0	0.00%																								
Disagree	0	0.00%																								
Neither Agree nor Disagree	1	3.85%																								
Agree	10	38.46%																								
Strongly Agree	15	57.69%																								
N/A or Unknown	0	0.00%																								
Total	26																									
Statistics		Value																								
Response Count		26																								
Mean		4.54																								
Median		5.00																								
2. The instructor encouraged expression of diverse perspectives.																										
 <table border="1"> <thead> <tr> <th>Response</th> <th>Count</th> <th>Percentage</th> </tr> </thead> <tbody> <tr> <td>Strongly Disagree</td> <td>0</td> <td>0.00%</td> </tr> <tr> <td>Disagree</td> <td>0</td> <td>0.00%</td> </tr> <tr> <td>Neither Agree nor Disagree</td> <td>2</td> <td>7.69%</td> </tr> <tr> <td>Agree</td> <td>8</td> <td>30.77%</td> </tr> <tr> <td>Strongly Agree</td> <td>16</td> <td>61.54%</td> </tr> <tr> <td>N/A or Unknown</td> <td>0</td> <td>0.00%</td> </tr> <tr> <td>Total</td> <td>26</td> <td></td> </tr> </tbody> </table>			Response	Count	Percentage	Strongly Disagree	0	0.00%	Disagree	0	0.00%	Neither Agree nor Disagree	2	7.69%	Agree	8	30.77%	Strongly Agree	16	61.54%	N/A or Unknown	0	0.00%	Total	26	
Response	Count	Percentage																								
Strongly Disagree	0	0.00%																								
Disagree	0	0.00%																								
Neither Agree nor Disagree	2	7.69%																								
Agree	8	30.77%																								
Strongly Agree	16	61.54%																								
N/A or Unknown	0	0.00%																								
Total	26																									
Statistics		Value																								
Response Count		26																								
Mean		4.54																								
Median		5.00																								
3. The instructor offered opportunities for students to provide feedback on the course.																										
 <table border="1"> <thead> <tr> <th>Response</th> <th>Count</th> <th>Percentage</th> </tr> </thead> <tbody> <tr> <td>Strongly Disagree</td> <td>0</td> <td>0.00%</td> </tr> <tr> <td>Disagree</td> <td>0</td> <td>0.00%</td> </tr> <tr> <td>Neither Agree nor Disagree</td> <td>1</td> <td>3.85%</td> </tr> <tr> <td>Agree</td> <td>8</td> <td>30.77%</td> </tr> <tr> <td>Strongly Agree</td> <td>17</td> <td>65.38%</td> </tr> <tr> <td>N/A or Unknown</td> <td>0</td> <td>0.00%</td> </tr> <tr> <td>Total</td> <td>26</td> <td></td> </tr> </tbody> </table>			Response	Count	Percentage	Strongly Disagree	0	0.00%	Disagree	0	0.00%	Neither Agree nor Disagree	1	3.85%	Agree	8	30.77%	Strongly Agree	17	65.38%	N/A or Unknown	0	0.00%	Total	26	
Response	Count	Percentage																								
Strongly Disagree	0	0.00%																								
Disagree	0	0.00%																								
Neither Agree nor Disagree	1	3.85%																								
Agree	8	30.77%																								
Strongly Agree	17	65.38%																								
N/A or Unknown	0	0.00%																								
Total	26																									
Statistics		Value																								
Response Count		26																								
Mean		4.62																								
Median		5.00																								
4. The instructor offered opportunities to meet outside of class time, such as virtual or in-person office hours.																										
 <table border="1"> <thead> <tr> <th>Response</th> <th>Count</th> <th>Percentage</th> </tr> </thead> <tbody> <tr> <td>Strongly Disagree</td> <td>1</td> <td>4.00%</td> </tr> <tr> <td>Disagree</td> <td>0</td> <td>0.00%</td> </tr> <tr> <td>Neither Agree nor Disagree</td> <td>0</td> <td>0.00%</td> </tr> <tr> <td>Agree</td> <td>3</td> <td>12.00%</td> </tr> <tr> <td>Strongly Agree</td> <td>21</td> <td>84.00%</td> </tr> <tr> <td>N/A or Unknown</td> <td>0</td> <td>0.00%</td> </tr> <tr> <td>Total</td> <td>25</td> <td></td> </tr> </tbody> </table>			Response	Count	Percentage	Strongly Disagree	1	4.00%	Disagree	0	0.00%	Neither Agree nor Disagree	0	0.00%	Agree	3	12.00%	Strongly Agree	21	84.00%	N/A or Unknown	0	0.00%	Total	25	
Response	Count	Percentage																								
Strongly Disagree	1	4.00%																								
Disagree	0	0.00%																								
Neither Agree nor Disagree	0	0.00%																								
Agree	3	12.00%																								
Strongly Agree	21	84.00%																								
N/A or Unknown	0	0.00%																								
Total	25																									
Statistics		Value																								
Response Count		25																								
Mean		4.72																								
Median		5.00																								
5. The instructor used technologies and/or resources/tools that increased my engagement with course content.																										
 <table border="1"> <thead> <tr> <th>Response</th> <th>Count</th> <th>Percentage</th> </tr> </thead> <tbody> <tr> <td>Strongly Disagree</td> <td>1</td> <td>3.85%</td> </tr> <tr> <td>Disagree</td> <td>0</td> <td>0.00%</td> </tr> <tr> <td>Neither Agree nor Disagree</td> <td>0</td> <td>0.00%</td> </tr> <tr> <td>Agree</td> <td>9</td> <td>34.62%</td> </tr> <tr> <td>Strongly Agree</td> <td>16</td> <td>61.54%</td> </tr> <tr> <td>N/A or Unknown</td> <td>0</td> <td>0.00%</td> </tr> <tr> <td>Total</td> <td>26</td> <td></td> </tr> </tbody> </table>			Response	Count	Percentage	Strongly Disagree	1	3.85%	Disagree	0	0.00%	Neither Agree nor Disagree	0	0.00%	Agree	9	34.62%	Strongly Agree	16	61.54%	N/A or Unknown	0	0.00%	Total	26	
Response	Count	Percentage																								
Strongly Disagree	1	3.85%																								
Disagree	0	0.00%																								
Neither Agree nor Disagree	0	0.00%																								
Agree	9	34.62%																								
Strongly Agree	16	61.54%																								
N/A or Unknown	0	0.00%																								
Total	26																									
Statistics		Value																								
Response Count		26																								
Mean		4.50																								
Median		5.00																								

Instructor Preparation and Course Organization Q18-Q20

Competency Statistics		Value
Mean		4.55

1. The course organization supported my learning.		2. The instructor clearly communicated course requirements to students.	
			
Statistics	Value	Statistics	Value
Response Count	26	Response Count	26
Mean	4.50	Mean	4.62
Median	5.00	Median	5.00

3. The instructor clearly presented the course content.	
	
Statistics	Value
Response Count	26
Mean	4.54
Median	5.00

Were there any significant obstacles to learning that were beyond the control of the instructor (e.g., scheduling or technology problems, university closings, limitations caused by other students or by group dynamics)? If so, please explain.

Comment
No.
no
The doors kept getting locked for the building so we kept missing a few minutes of class waiting for someone to open the building.
No!
No
No
the material is great, currently have no comment yet.
No, everything ran smoothly.
At some points throughout the year the entrance to the building was locked and delayed class time and made it difficult for some students to wait for 30 minutes outside, especially when it was cold.
We had some snow days which the class was cancelled and we missed content being taught in class.
None
n/a
Building often closed in the mornings which took up class times and sometimes even happened on exam days.
Before class, the doors to the building the class was in would be closed (Lecture Hall building). This would be a problem since it would be cold outside and take time out of class.
Scheduling, early morning class made it difficult to get in.
N/A
No
Sometimes our class was locked out of lecture hall, but our professor was flexible, and we were still about to learn everything.
There were no obstacles.
Besides the few snow days, no significant obstacles presented themselves.

What 2-3 aspects of this course were most valuable to your learning experience?

Comment
I think I really like the course although I have some problems about the unknown words understanding. I think firstly, the problem set is really useful for me. It helps me to know the main knowledge and what I need to notice about the next exam. Secondly, I like the part that our instructor will explain the main problems that students met in problem set at the class before exam. Our instructor supply the opportunity for us to solve difficult knowledge. Thirdly, I think I really like the technology used in class such as we learned Fed budget, our instructor shown us the liquid data in specific webiste. It is intersting to observe the true data about the tax change in different aspects.
The fact that the professor will provide the PPT is very convenient. It saves me a lot of time for previewing and reviewing. At the same time, I think this examination method is also very good. I really like this type of exam question. The three tests all serve to assess what has been learned at present, which has relieved the study pressure.
<ul style="list-style-type: none"> – engaging teaching style – good amount of work load – always there to help us.
<ol style="list-style-type: none"> 1. The weekly readings 2. The exams
I think Professor Hughes's class is interesting and I have less pressure.
<ol style="list-style-type: none"> 1. The instructors teaching style enabled me to get a grasp of the concepts with ease 2. The instructors ease of access helped me get quick answers to my questions
<ul style="list-style-type: none"> * Access to notes * Clear explanation of topics
the class material, and the problem set. I rely those for the exam
<ul style="list-style-type: none"> – Problem sets : they helped distinguish key information needed for the exam and understand the style of the questions that would be asked.
<ul style="list-style-type: none"> – Q & A review session before exams. Helped clarify confusing topics.
<ol style="list-style-type: none"> 1. review days 2. problem sets 3. instructor feedback
The most helpful aspects of this course was the slideshows and the professor uploading them to canvas so we can study and look at them. I also appreciated the quizzes which help boost my grade and the oppurtunities for extra credit.
The assigned readings and quizzes that went along with them helped me understand the concepts we learned in class better. Additionally, the problem sets assigned before each exam helped me prepare for the exam and know what to expect question wise.
n/a
<ol style="list-style-type: none"> 1. Professor communication 2. practice exams/HomeWorks 3. slides
The lectures were very valuable and helpful, as they explained all the concepts perfectly. They also aligned with the content we were tested on, so I was much more prepared and confident during test days.
Reading quizzes, at home knowledge checks
<ul style="list-style-type: none"> – Class was taught so well, he made econ so so so easy for me, I could not be happier with Mr. Hughes! He is very knowledgeable about econ and just a super chill guy
<ul style="list-style-type: none"> – There's extra credit on exams, and he drops your lowest test grade! If you do well on all three midterms, you can skip the final, which is so nice. Exams weren't difficult if you studied and did the problem set, either
<ul style="list-style-type: none"> – Only homework to do is reading + problem sets!!
The reading assignments and the homework/review packets.
I liked the problem sets as they helped up prepare for the exams. I liked how the slideshows were always posted on canvas.
<ol style="list-style-type: none"> 1. Problem sets, which helped me practice on problems and practicing before each exam. 2. Readings and the quizzes helped me stay engaged on the class and learned from them. 3. The overall structure of the course helped me learn the topics of macro.
The detailed explanation of concepts and material. The critical thinking initiated by the Professor and course contents

What 2-3 aspects of this course were least valuable to your learning experience?

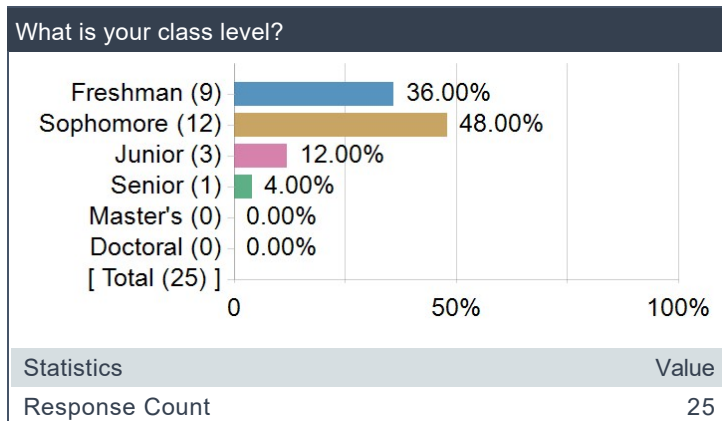
Comment
I think nothing.
No. I think I learned a lot in this class and I really like this professor.
None everything was great to be honest.
1. I wish there was more engagement regarding the weekly quizzes because they seem to just be independent from the class 2. more options for extra credit besides just on exams
I think it's all fine
* Weekly quizzes * 3 midterm exams
the readings, and quiz. maybe change to class activity.
– Required readings: I liked the idea of reading differing perspectives amongst economists on topics. However, I would much rather the professor introducing these ideas in class and helped connect them to what we are learning.
– Class engagement: The lectures were informative, and the professor explained concepts clearly and asked if we had questions. However, the class often felt one-directional. I think incorporating more interactive elements or discussion would make the class more engaging and help me learn more effectively.
1. sometimes i felt like i didnt know what type of multiple choice questions were going to be on the exams. Part of that problem was not knowing what was important or not on the slides 2. The readings were a good way of staying engaged, but I dont think I learned alot of technical course related information
everything was valuable
n/a
The weekly readings, some of them were very long and were very complicated to understand, especially from the perspective of a Macro 104 class.
The early time, No so interactive learning
N/A I loved this class so much
I wouldn't say anything was not valuable.
I did not always enjoy the readings. Sometimes, I wished I had more optional practice problems, but that might just be me.
N/A
None

What modifications do you suggest for the next time the course is taught?

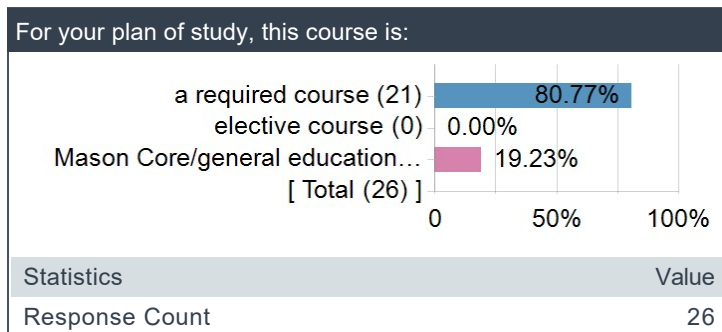
Comment
I think I can just feedback one aspect. I think if our instructor can leave some time to explain the false problems from most of students in exam like what he did about the part of problem set, I think it would be better. I think if our instructor can show us more notice about important formula on the blackboard, I can know that it is important in time, because for international students, sometimes I can not catch up with instructor's following in class ,and when I am thinking about my confusion, I will miss something.
The only aspect that I think needs improvement is that the professor could send the PPTs in advance. Because I like to preview the materials in advance, and sometimes I can't receive the professor's PPTs until very late.
A little more review questions I think would be good.
Nothing. Good professor who explains well, made me like economics again after my micro professor ruined it for me.
Maybe he can add more classroom interaction
* Provide a study guide – not just problem sheets – before the exams * Provide reading to students so they can prepare for the quiz.
spend more time to layer out the concept on the board, I learn the most from this technics.
I suggest limiting the amount of information included on lecture slides, as it was often unclear what content was most important. It would be more effective to focus on key ideas on the slides and provide additional explanation during lectures. I also appreciated the required readings and could see their connection to what we learned in class. However, I think the course would be more engaging if these ideas were introduced and discussed more in class, as this would make the material easier to retain and encourage more student interaction.
More group activities and or assignments would have been beneficial to not only learn from the professor but other classmates.
I suggest making a study guide for when it is time to take exams. I suggest going slower in lecture.
none
n/a
None, Teaching style was great and course was well taught
I would modify the readings we had to do. Maybe reading smaller subsections of those readings and talking about them in class briefly so the class understood what they read. Also do more problem sets. The current ones had 20 questions and were three of them. It would be better if we did 10 questions or so but every other week, so the material is reviewed constantly and we can apply our learning as students
Start class later, around 10:30ish
N/A keep doing what ur doing, professor!!
I think I would have benefited from extra study materials or extra practice questions in addition to the homework. These don't need to be graded.
I personally really like how the course was set up. It was simple, and it allowed me to learn a lot without a lot of stress.
Honestly, I really enjoyed your teaching style. It helped me actually understand the material unlike my other economics class. You took the time to teach the concepts clearly; it made a huge difference. I really can't think of a suggestion.
None

Student Information

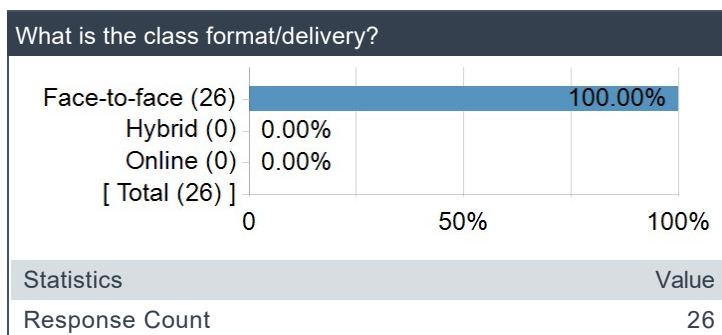
What is your class level?



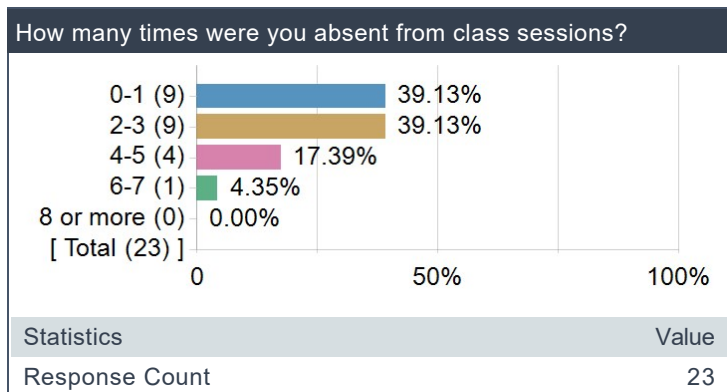
For your plan of study, this course is:



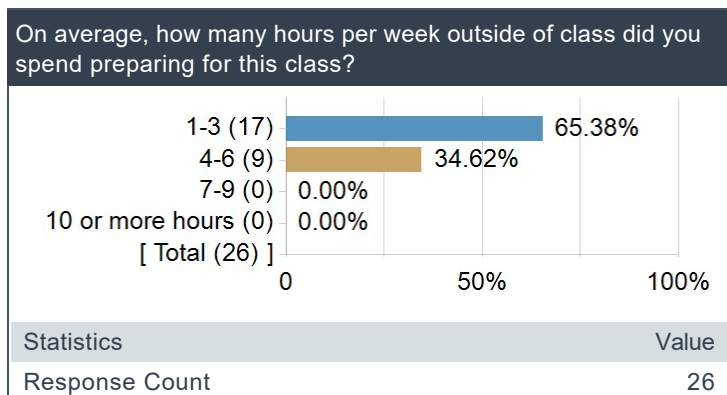
What is the class format/delivery?



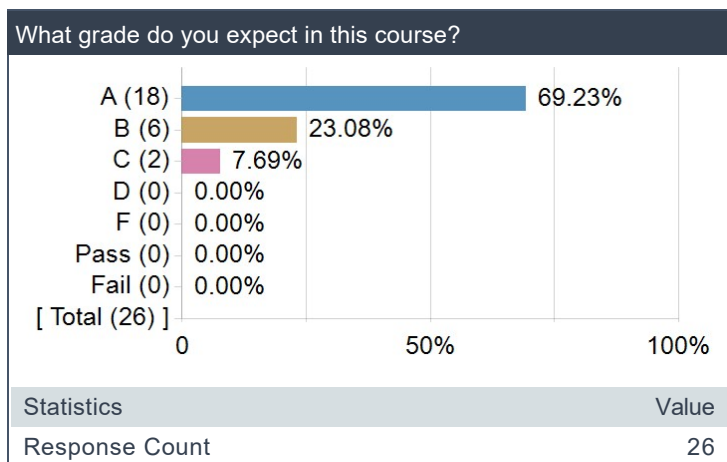
How many times were you absent from class sessions?



On average, how many hours per week outside of class did you spend preparing for this class?

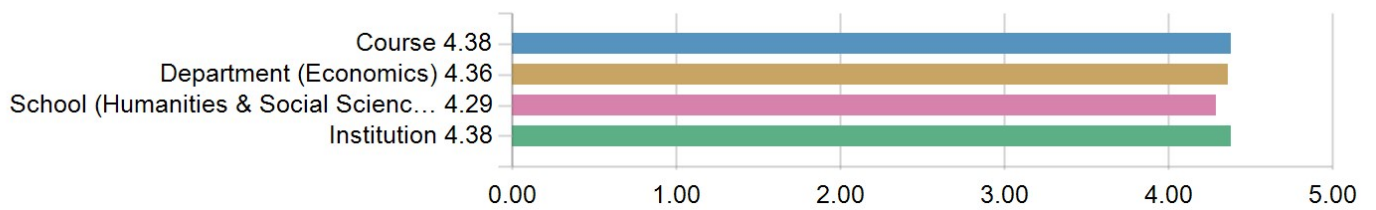


What grade do you expect in this course?

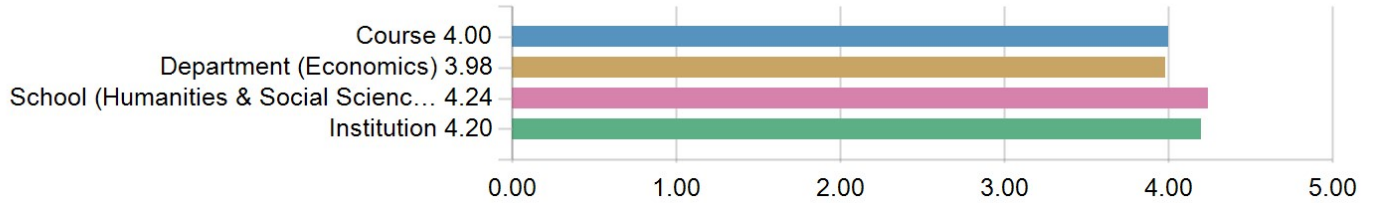


Student Evaluations of Teaching (Q7-Q20) - Chart

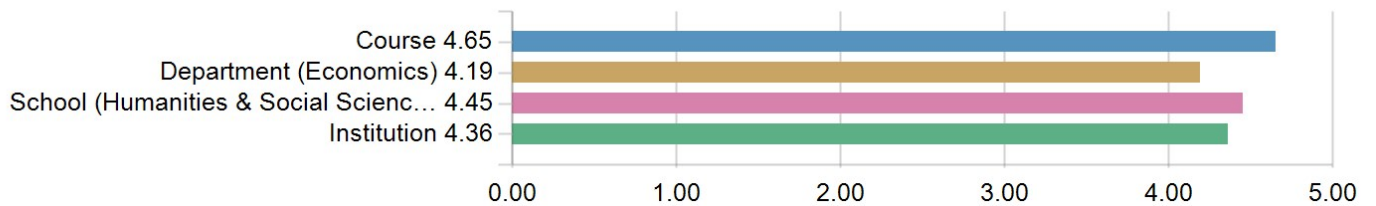
1. I completed all assigned tasks before each class.



2. I consistently contributed to class activities/discussions.



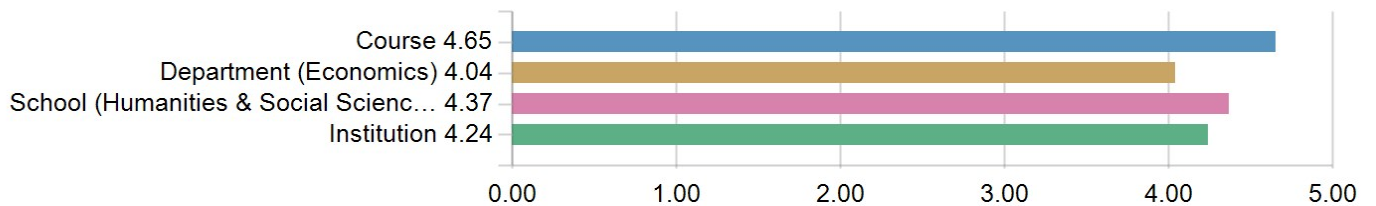
3. I gained an understanding of the main concepts in this course.



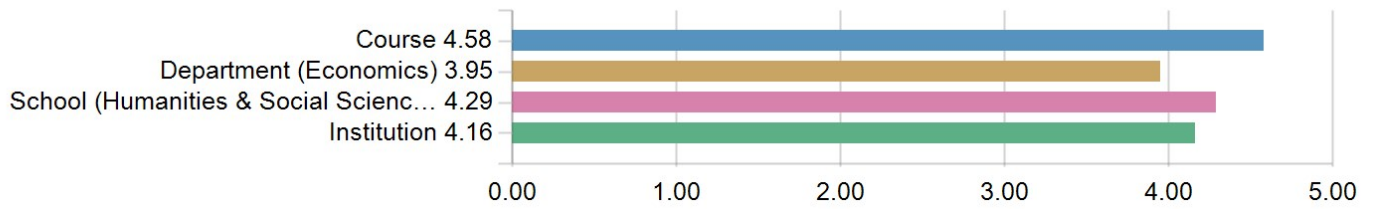
4. I learned through the variety of learning opportunities (e.g. assignments, projects, papers, discussions, group work, peer review, exams) provided.



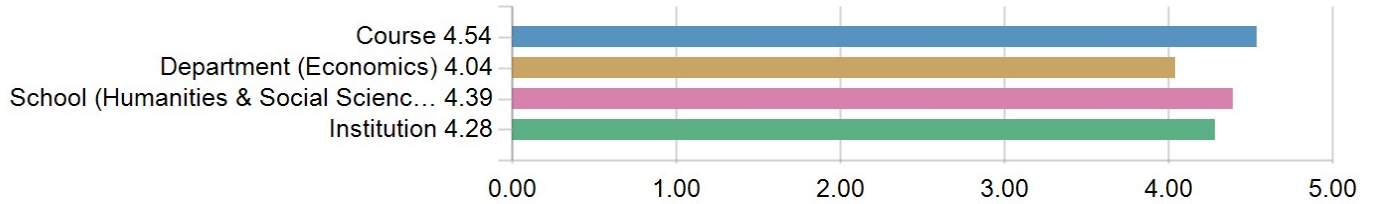
5. I found the instructor's feedback helpful for learning.



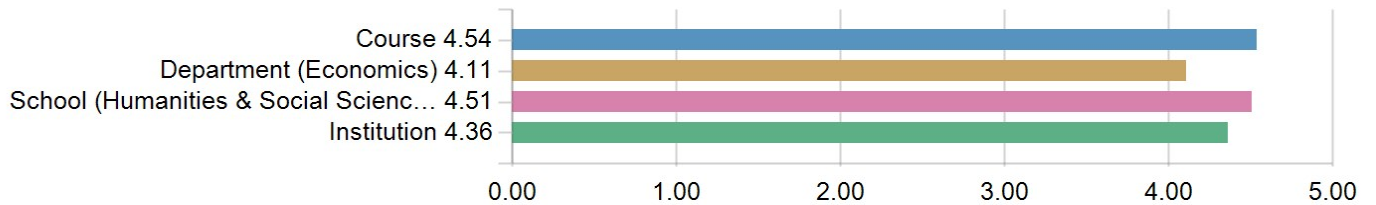
6. I learned due to the instructor's teaching methods/style.



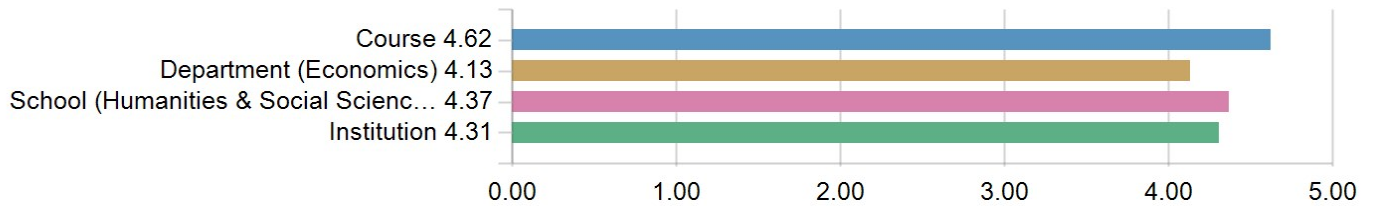
7. The instructor created an environment that facilitated my engagement with course content.



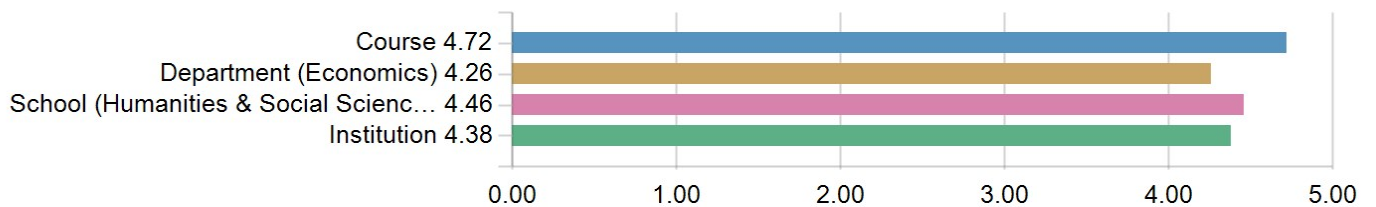
8. The instructor encouraged expression of diverse perspectives.



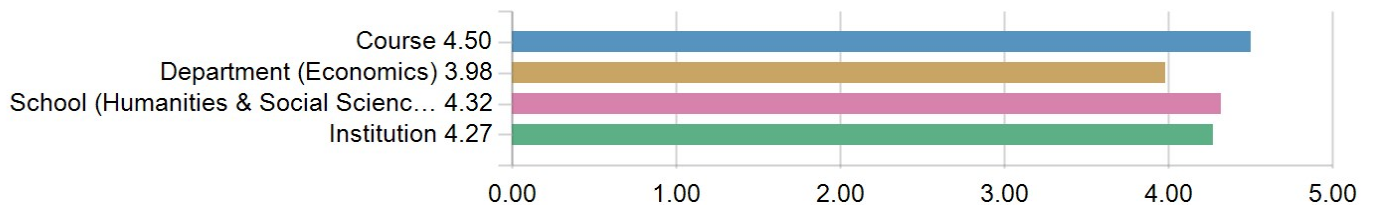
9. The instructor offered opportunities for students to provide feedback on the course.



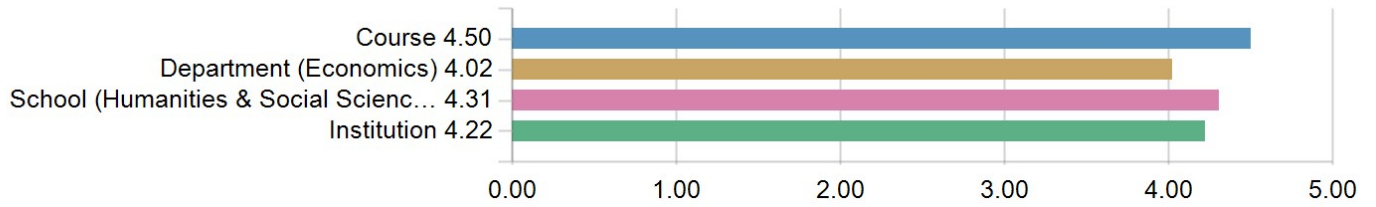
10. The instructor offered opportunities to meet outside of class time, such as virtual or in-person office hours.



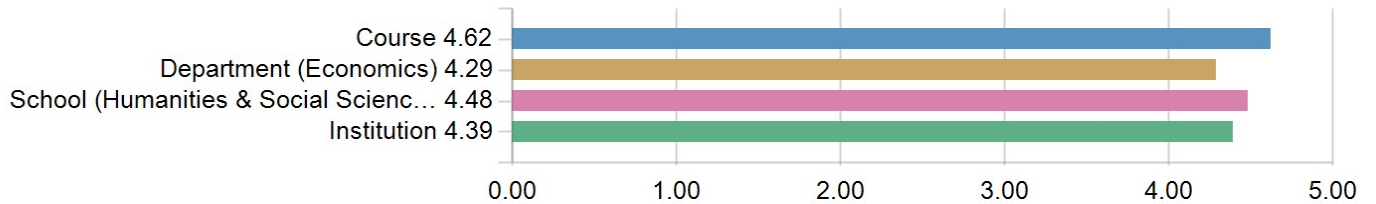
11. The instructor used technologies and/or resources/tools that increased my engagement with course content.



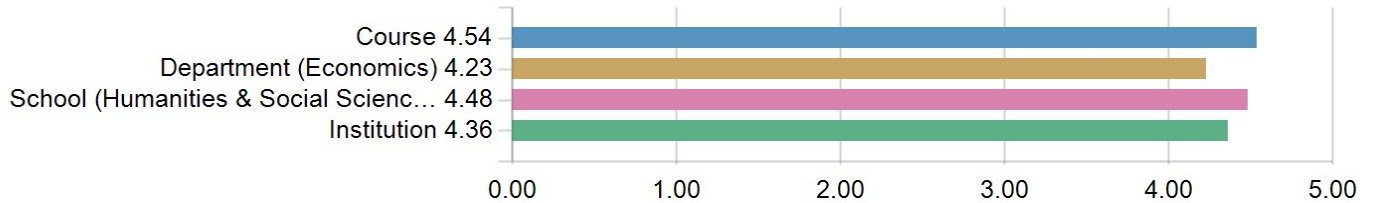
12. The course organization supported my learning.



13. The instructor clearly communicated course requirements to students.



14. The instructor clearly presented the course content.



Student Evaluations of Teaching (Q7-Q20)

	Mean	Median	Min	Max	Resp
I completed all assigned tasks before each class.	4.38	5.00	1.00	5.00	26
I consistently contributed to class activities/discussions.	4.00	4.00	2.00	5.00	26
I gained an understanding of the main concepts in this course.	4.65	5.00	4.00	5.00	26
I learned through the variety of learning opportunities (e.g. assignments, projects, papers, discussions, group work, peer review, exams) provided.	4.50	5.00	2.00	5.00	26
I found the instructor's feedback helpful for learning.	4.65	5.00	4.00	5.00	26
I learned due to the instructor's teaching methods/style.	4.58	5.00	3.00	5.00	26
The instructor created an environment that facilitated my engagement with course content.	4.54	5.00	3.00	5.00	26
The instructor encouraged expression of diverse perspectives.	4.54	5.00	3.00	5.00	26
The instructor offered opportunities for students to provide feedback on the course.	4.62	5.00	3.00	5.00	26
The instructor offered opportunities to meet outside of class time, such as virtual or in-person office hours.	4.72	5.00	1.00	5.00	25
The instructor used technologies and/or resources/tools that increased my engagement with course content.	4.50	5.00	1.00	5.00	26
The course organization supported my learning.	4.50	5.00	1.00	5.00	26
The instructor clearly communicated course requirements to students.	4.62	5.00	1.00	5.00	26
The instructor clearly presented the course content.	4.54	5.00	1.00	5.00	26